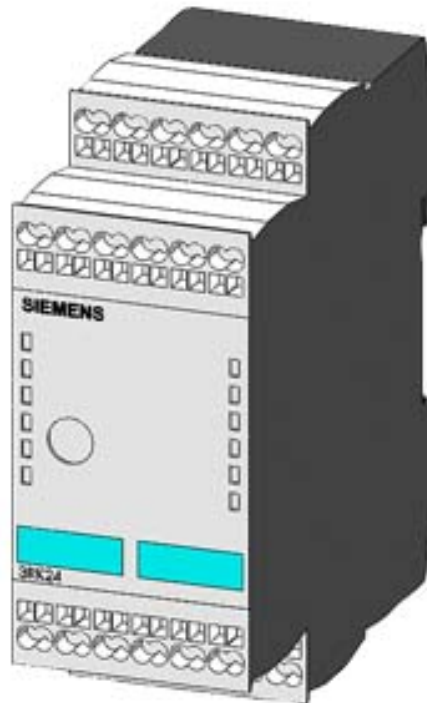


AS-INTERFACE SLIMLINE MOD. S45, !!! PHASE-OUT
 PRODUCT !!! DIGITAL, 4I/4O, 2/3-WIRE, IP20 4 X 1
 INPUT, 200MA, PNP 4 X 1 OUTPUT, 1A, DC 24V
 CAGE-CLAMP, MODULE WIDTH 45 MM



General technical data:

Design of the product		SlimLine S22.5 - I/O modules for operation in the control cabinet
Design of the slave type		standard slave
Type		4 inputs / 4 outputs
I/O configuration		7
ID/ID2 code		0/F
Protocol is supported AS-interface protocol		Yes
AS interface total current input max	mA	270
operating voltage according to AS-Interface specification	V	26.5 ... 31.6
Addressing		front addressing socket
Type of electrical connection of the inputs and outputs		spring-loaded terminals
Equipment marking acc. to DIN 40719 extended according to IEC 204-2 acc. to IEC 750		A
Equipment marking acc. to DIN EN 61346-2		K

note		An external additional supply (AUX POWER) of 20 to 30 V DC is required for the supply of the output circuits. The additional supply must comply with VDE 0106 (PELV), protection class III.
Note 1		detachment tool for spring-loaded terminal connection: See Accessories

Sensor supply:

Type of voltage supply for power supply		using AS-Interface
Input voltage	V	20 ... 30
Property of the sensor supply Short-circuit and overload resistant		Yes
Ampacity of the sensor supply for all inputs <ul style="list-style-type: none"> at ambient temperature 40 °C 	mA	200

Inputs:

Number of digital inputs		4
Type of connection		2- and 3-wire technology
Input circuit		PNP transistor
Type of voltage of the input voltages		DC
Inputs switching level High min	V	10
Input current at digital input <ul style="list-style-type: none"> for signal <1> minimum with signal <0> maximum 	mA mA	5 1.5
Inputs sensor supply using AS-Interface		short-circuit and overload resistant

Outputs:

Number of digital outputs		4
Type of voltage of output voltages		DC
Output voltage at DC at 24 V	V	22 ... 24
Outputs external power supply 24 V DC		using terminals: Terminal 13 = L+, Terminal 19 = M
Outputs <ul style="list-style-type: none"> aggregate current max 	A	4
Ampacity <ul style="list-style-type: none"> of the semiconductor output at DC-13 at 24 V 	A	1
Type of switching output		solid state
Property of the output Short-circuit proof		Yes
output Polarity reversal protection		built-in
Outputs <ul style="list-style-type: none"> short-circuit protection induction protection watchdog 		built-in built-in built-in
Status display <ul style="list-style-type: none"> display of I/Os AS-Interface 		yellow LED green LED

<ul style="list-style-type: none"> • FAULT 		red LED
Assignment of data bits		
<ul style="list-style-type: none"> • D0 • D1 • D2 • D3 		IN1/OUT1 IN2 /OUT2 IN3/OUT3 IN4/OUT4

Ambient conditions:


Ambient temperature		
<ul style="list-style-type: none"> • during operation • during storage 	°C	-25 ... +70
	°C	-40 ... +85
Protection class IP		IP20

Mechanical data:

Width	mm	45
Height	mm	108
Depth	mm	86
Mounting type		35 mm standard rail mounting or wall mounting using push-in lugs
Conductor cross-section		
<ul style="list-style-type: none"> • solid 		2 x (0.25 - 1.5) mm ²
<ul style="list-style-type: none"> • finely stranded 		
<ul style="list-style-type: none"> — with end sleeve 		2 x (0.25 - 1) mm ²
<ul style="list-style-type: none"> — without end sleeve 		2 x (0.25 - 1.5) mm ²
<ul style="list-style-type: none"> • AWG solid or stranded 		AWG 2 x (24 - 16) mm ²

Certificates/ approvals:

AS-Interface certificate		yes (or requested for in case of new units)
Approvals		UL, CSA, shipbuilding (or requested for in case of new units)

General Product Approval			Declaration of Conformity	Test Certificates	Shipping Approval
 CSA	 UL		 EG-Konf.	Special Test Certificate	 ABS

Shipping Approval					other
 BUREAU VERITAS	 LRS	 PRS	 RINA	 RMRS	 ASi

other		
Environmental Confirmations	Confirmation	Miscellaneous

Further information

Information- and Downloadcenter (Catalogs, Brochures,...)

<http://www.siemens.com/industrial-controls/catalogs>

Industry Mall (Online ordering system)

<http://www.siemens.com/industrymall>

Cax online generator

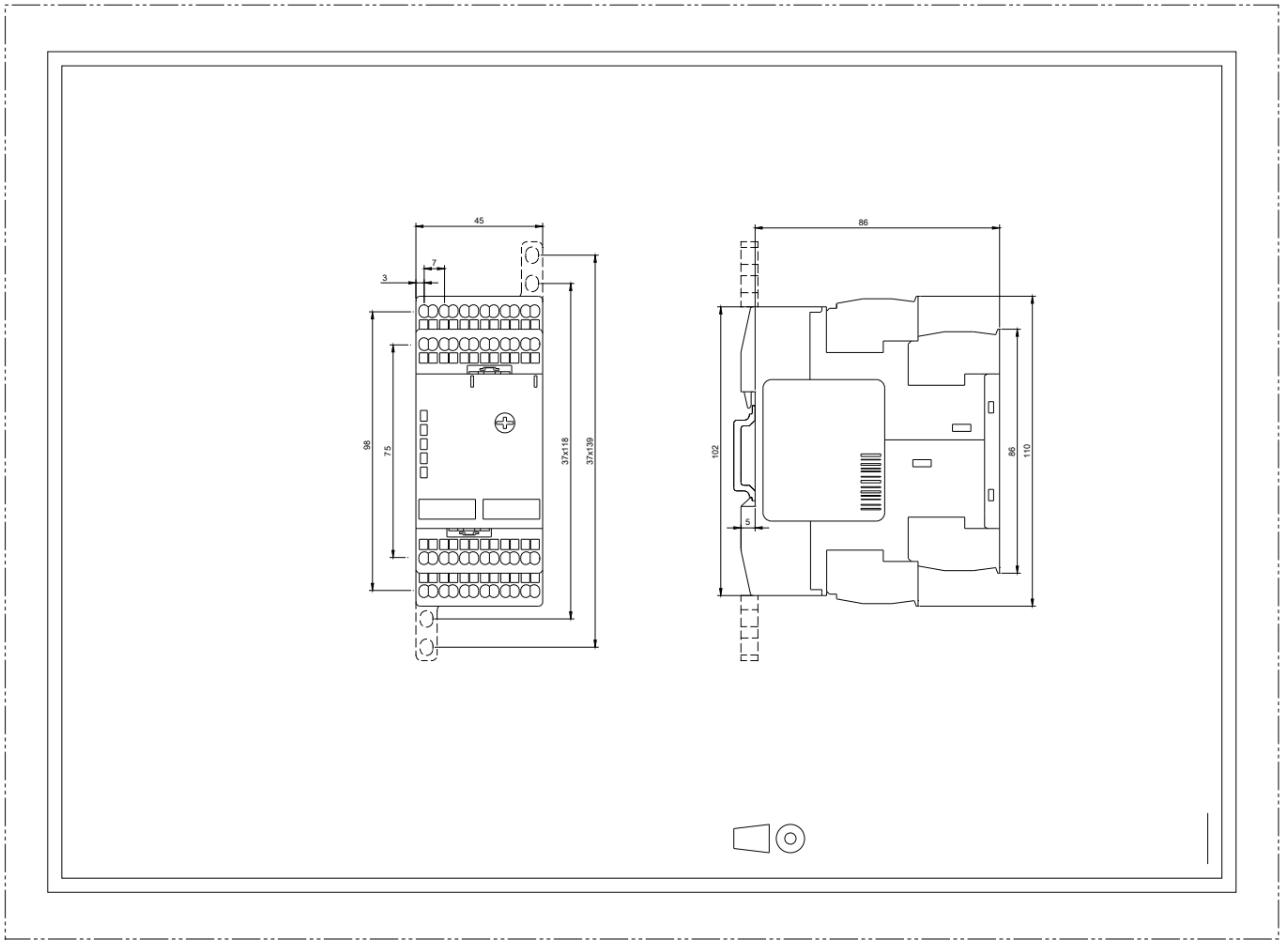
<http://support.automation.siemens.com/WW/CAXorder/default.aspx?lang=en&mlfb=3RK1400-1CG00-0AA2>

Service&Support (Manuals, Certificates, Characteristics, FAQs,...)

<https://support.industry.siemens.com/cs/ww/en/ps/3RK1400-1CG00-0AA2>

Image database (product images, 2D dimension drawings, 3D models, device circuit diagrams, EPLAN macros, ...)

http://www.automation.siemens.com/bilddb/cax_de.aspx?mlfb=3RK1400-1CG00-0AA2&lang=en



last modified:

07/04/2017