

CONTACTOR RELAY 44E EN 50 011 4NO+4NC, SCREW  
TERMINALS DC OPERATION DC SOLENOID SYSTEM DC 220V



Figure similar

### General technical data:

Size of contactor	0
Ambient temperature during operation	-25 ... +55 °C
Protection class IP on the front	IP20
Equipment marking acc. to DIN 40719 extended according to IEC 204-2 acc. to IEC 750	K
Equipment marking acc. to DIN EN 61346-2	K
Equipment marking acc. to DIN EN 81346-2	K

### Control circuit/ Control:

Type of voltage of the control supply voltage	DC
Control supply voltage	
<ul style="list-style-type: none"> <li>• at DC</li> <li>— rated value</li> </ul>	220 V

### Auxiliary circuit:

Operating current at AC-15	
<ul style="list-style-type: none"> <li>• at 230 V rated value</li> <li>• at 400 V rated value</li> </ul>	<p>10 A</p> <p>6 A</p>

<b>Identification number and letter for switching elements</b>	44 E
<b>Number of NC contacts for auxiliary contacts</b>	4
• lagging switching	0
• delayed switching	0
• make-before-break switching	0
<b>Number of NO contacts for auxiliary contacts</b>	4
• delayed switching	0
• leading contact	0
• make-before-break switching	0
<b>Number of CO contacts for auxiliary contacts</b>	0








**Connections/ Terminals:**

<b>Type of electrical connection for auxiliary and control current circuit</b>	screw-type terminals
--------------------------------------------------------------------------------	----------------------

**Mechanical data:**

<b>Mounting type</b>	screw and snap-on mounting onto 35 mm standard mounting rail according to DIN EN 50022
<b>Width</b>	45 mm
<b>Height</b>	78 mm
<b>Depth</b>	135 mm

**Certificates/approvals**

General Product Approval		Declaration of Conformity	Test Certificates
 CCC	 CSA	 UL	 EAC
		 EG-Konf.	<a href="#">Type Test Certificates/Test Report</a>
Test Certificates	Shipping Approval	other	
<a href="#">Special Test Certificate</a>	 DNV	 GL	<a href="#">Miscellaneous</a>
<a href="#">Miscellaneous</a>			<a href="#">Environmental Confirmations</a>
other			
<a href="#">Confirmation</a>			

**Safety related data:**

<b>Protection against electrical shock</b>	finger-safe
B10 value with high demand rate acc. to SN 31920 • Note	1 000 000 With 0.3 x I <sub>e</sub>
<b>T1 value for proof test interval or service life acc. to IEC 61508</b>	20 y

#### Further information

##### Information- and Downloadcenter (Catalogs, Brochures,...)

<http://www.siemens.com/industrial-controls/catalogs>

##### Industry Mall (Online ordering system)

<https://mall.industry.siemens.com/mall/en/en/Catalog/product?mlfb=3TH4244-0BM4>

##### Cax online generator

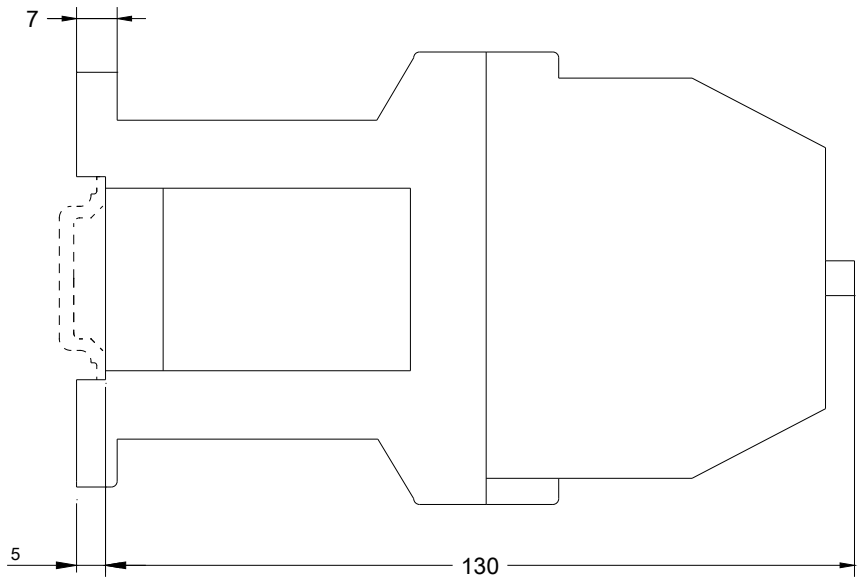
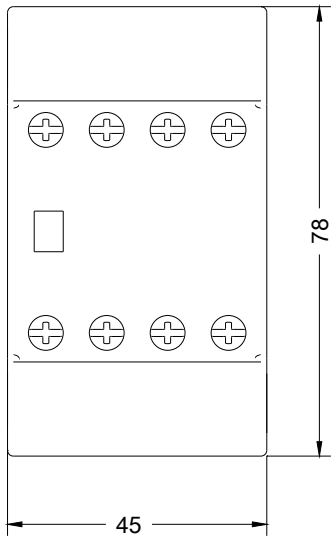
<http://support.automation.siemens.com/WW/CAXorder/default.aspx?lang=en&mlfb=3TH4244-0BM4>

##### Service&Support (Manuals, Certificates, Characteristics, FAQs,...)

<https://support.industry.siemens.com/cs/ww/en/ps/3TH4244-0BM4>

##### Image database (product images, 2D dimension drawings, 3D models, device circuit diagrams, EPLAN macros, ...)

[http://www.automation.siemens.com/bilddb/cax\\_de.aspx?mlfb=3TH4244-0BM4&lang=en](http://www.automation.siemens.com/bilddb/cax_de.aspx?mlfb=3TH4244-0BM4&lang=en)



last modified:

07/17/2017