

AUX.SWITCH BLOCK,FRONT,2NO+2NC, CURR.PATH: 1NC, 1NC, 1NO, 1NO, F. CONT. RELAYS A. MOTOR CONT., 3RT2 SCREW TERMINAL .1 / .2,.1 / .2,.3 / .4,.3 / .4



| General technical data   |  |
|--|--|
| product brandname  | SIRIUS   |
| Suitability for use  | Contact relay and power contactor  |
| Protection class IP on the front   | IP20   |
| Ambient temperature  |  |
| <ul style="list-style-type: none"> <li>during storage</li> <li>during operation</li> </ul> | -55 ... +80 °C<br>-25 ... +60 °C   |
| Mechanical service life (switching cycles) typical   | 10 000 000   |
| Electrical endurance (switching cycles) at AC-15 at 230 V typical                          | 200 000  |
| Contact reliability  | one incorrect switching operation of 100 million switching operations (17 V, 1 mA) |
| Contact reliability of auxiliary contacts  | 1 faulty switching per 100 million (17 V, 1 mA)                                    |
| Insulation voltage with degree of pollution 3 rated value                                  | 690 V  |
| Surge voltage resistance rated value   | 6 kV   |
| Auxiliary circuit  |  |
| Number of NC contacts for auxiliary contacts   |  |
| <ul style="list-style-type: none"> <li>instantaneous contact</li> </ul>                    | 2  |

|   |        |
|---|--------|
| • lagging switching                                     | 0      |
| <b>Number of NO contacts for auxiliary contacts</b>     |        |
| • instantaneous contact                                 | 2      |
| • leading contact                                       | 0      |
| <b>Operating current of auxiliary contacts at AC-12</b> |        |
| • at 24 V   | 10 A   |
| • at 230 V  | 10 A   |
| • maximum   | 10 A   |
| <b>Operating current</b>                                |        |
| • of auxiliary contacts                                 |        |
| — at AC-14  |        |
| — at 125 V  | 6 A    |
| — at 250 V  | 6 A    |
| — at AC-15  |        |
| — at 24 V   | 6 A    |
| — at 230 V  | 6 A    |
| — at 400 V  | 3 A    |
| • at AC-15 at 690 V rated value                         | 1 A    |
| <b>Operating current</b>                                |        |
| • of auxiliary contacts at DC-12                        |        |
| — at 24 V   | 10 A   |
| — at 110 V  | 3 A    |
| — at 220 V  | 1 A    |
| • with 2 current paths in series at DC-12               |        |
| — at 24 V rated value                                   | 10 A   |
| — at 60 V rated value                                   | 10 A   |
| — at 110 V rated value                                  | 4 A    |
| — at 220 V rated value                                  | 2 A    |
| — at 440 V rated value                                  | 1.3 A  |
| — at 600 V rated value                                  | 0.65 A |
| • with 3 current paths in series at DC-12               |        |
| — at 24 V rated value                                   | 10 A   |
| — at 60 V rated value                                   | 10 A   |
| — at 110 V rated value                                  | 10 A   |
| — at 220 V rated value                                  | 3.6 A  |
| — at 440 V rated value                                  | 2.5 A  |
| — at 600 V rated value                                  | 1.8 A  |
| <b>Operating current</b>                                |        |
| • of auxiliary contacts at DC-13                        |        |
| — at 24 V   | 6 A    |
| — at 60 V   | 2 A    |

|   |        |
|---|--------|
| — at 110 V                                | 1 A    |
| — at 220 V                                | 0.3 A  |
| • with 2 current paths in series at DC-13 |        |
| — at 24 V rated value                     | 10 A   |
| — at 60 V rated value                     | 3.5 A  |
| — at 110 V rated value                    | 1.3 A  |
| — at 220 V rated value                    | 0.9 A  |
| — at 440 V rated value                    | 0.2 A  |
| — at 600 V rated value                    | 0.1 A  |
| • with 3 current paths in series at DC-13 |        |
| — at 24 V rated value                     | 10 A   |
| — at 60 V rated value                     | 4.7 A  |
| — at 110 V rated value                    | 3 A    |
| — at 220 V rated value                    | 1.2 A  |
| — at 440 V rated value                    | 0.5 A  |
| — at 600 V rated value                    | 0.26 A |

#### Installation/ mounting/ dimensions

|                      |                  |
|----------------------|------------------|
| <b>Mounting type</b> | snap-on mounting |
| <b>Width</b>         | 36 mm            |
| <b>Height</b>        | 37.5 mm          |
| <b>Depth</b>         | 43.7 mm          |

#### Connections/Terminals






|  |   |
|--|---|
| <b>Type of electrical connection for auxiliary and control current circuit</b> | screw-type terminals  |
| <b>Type of connectable conductor cross-sections</b>                            |   |
| • for auxiliary contacts   |   |
| — finely stranded  |   |
| — with core end processing   | 2x (0.5 ... 1.5 mm <sup>2</sup> ), 2x (0.75 ... 2.5 mm <sup>2</sup> ) |
| • at AWG conductors for auxiliary contacts                                     | 2x (20 ... 16), 2x (18 ... 14)  |




#### Safety related data

|   |           |
|---|-----------|
| <b>Product function Mirror contact acc. to IEC 60947-4-1</b>              | Yes       |
| • Note  | with 3RT2 |
| <b>Product function positively driven operation acc. to IEC 60947-5-1</b> | Yes       |
| • Note  | with 3RH2 |

#### Certificates/approvals

| General Product Approval   |  |   |   | Declaration of Conformity   | Test Certificates                                  |
|--|--|---|---|---|--|
| <br>CCC | <br>CSA | <br>UL |  | <br>EG-Konf. | <a href="#">Type Test Certificates/Test Report</a> |

| Test Certificates                        | Shipping Approval  |   |   |  |  |
|--|--|---|---|--|--|
| <a href="#">Special Test Certificate</a> | <br>ABS | <br>BUREAU VERITAS | <br>GL | <br>LRS | <br>PRS |

| Shipping Approval   | other   |   |  |
|---|---|---|--|
| <br>RINA | <br>RMRS | <a href="#">Environmental Confirmations</a> | <a href="#">Confirmation</a><br><br>VDE |

#### Further information

**Information- and Downloadcenter (Catalogs, Brochures,...)**

<http://www.siemens.com/industrial-controls/catalogs>

**Industry Mall (Online ordering system)**

<https://mall.industry.siemens.com/mall/en/en/Catalog/product?mlfb=3RH2911-1HA22>

**Cax online generator**

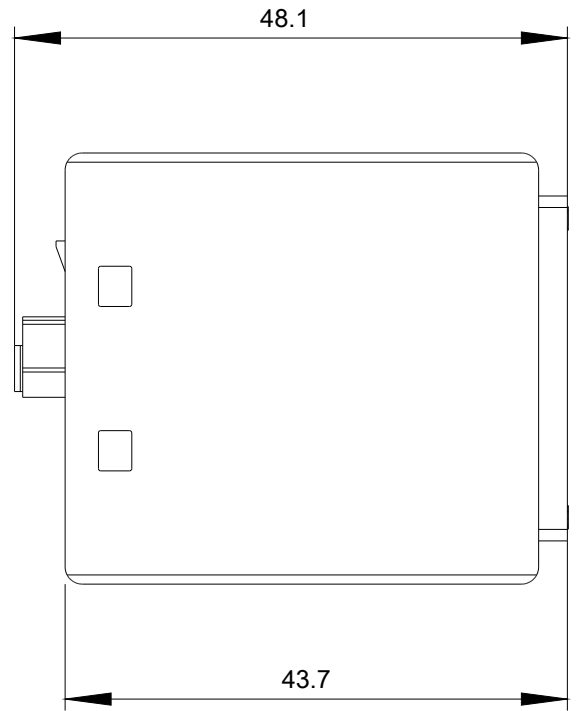
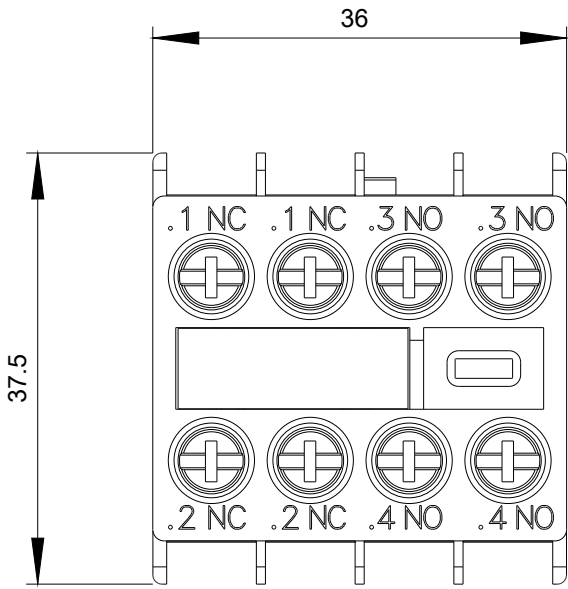
<http://support.automation.siemens.com/WW/CAXorder/default.aspx?lang=en&mlfb=3RH2911-1HA22>

**Service&Support (Manuals, Certificates, Characteristics, FAQs,...)**

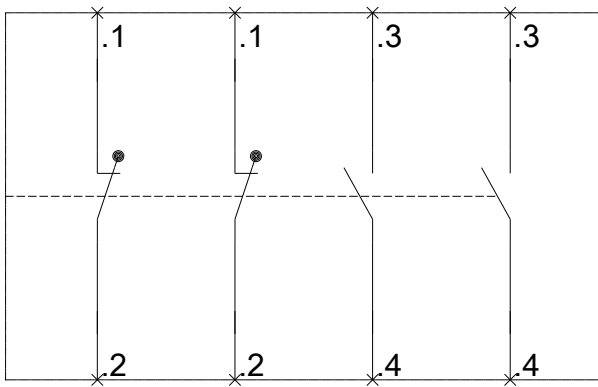
<https://support.industry.siemens.com/cs/ww/en/ps/3RH2911-1HA22>

**Image database (product images, 2D dimension drawings, 3D models, device circuit diagrams, EPLAN macros, ...)**

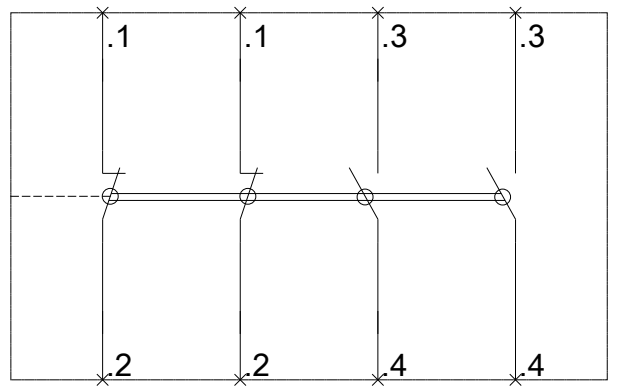
[http://www.automation.siemens.com/bilddb/cax\\_de.aspx?mlfb=3RH2911-1HA22&lang=en](http://www.automation.siemens.com/bilddb/cax_de.aspx?mlfb=3RH2911-1HA22&lang=en)



3RT2



3RH2



last modified:

07/19/2017