

SIRIUS MOTOR STARTER M200D AS-I
 COMMUNICATION: AS-INTERFACE REVERSING
 STARTER BASIC MECHANICALLY SWITCHING AC-3;
 0,75KW/400V; 0,15A-2,00A; ELECTRONIC
 OVERLOAD PROTECTION; THERMISTOR:
 THERMOCLICK / PTC WITH BRAKE CONTACT 400V
 AC 2DI AS-I + 2DI / 1DO ON DEVICE HAN Q4/2 - HAN
 Q8/0 WITH OPERATOR TERMINAL AND KEY-
 OPERATED SWITCH



Figure similar

General technical data:		
product brandname		SIRIUS
Product designation		motor starter M200D, AS-i Basic
Design of the product		reversing starter
Product function		
• direct start		No
• reverse starting		Yes
• Short circuit protection		Yes
• Bus communication		Yes
Design of the switching contact		electromechanical
Product component Motor brake output		Yes
Trip class		CLASS 10
Type of assignment		2
Product feature		
• brake control with 230 V AC		Yes
• brake control with 400 V AC		Yes
• brake control with 24 V DC		No

• brake control with 180 V DC		No
• brake control with 500 V DC		No
Product extension braking module for brake control		No
Surge voltage resistance rated value	V	6 000
Switch-on delay time	ms	85
Off-delay time	ms	65
Insulation voltage rated value	V	500
Power loss [W] typical	W	30
maximum permissible voltage for safe isolation		
• between main and auxiliary circuit	V	400
• between control and auxiliary circuit	V	24
Equipment marking acc. to DIN EN 61346-2		Q
Mounting type		screw fixing
Width	mm	294
Height	mm	215
Depth	mm	159

Main circuit:

Operating voltage rated value	V	360 ... 440
Adjustable pick-up value current of the current-dependent overload release	A	0.15 ... 2
Operating current at AC-3 at 400 V rated value	A	2
Operating power for three-phase motors at 400 V at 50 Hz	kW	0.06 ... 0.75
Operating power at AC-3		
• at 400 V rated value	kW	0.75
• at 500 V rated value	W	750
Number of poles for main current circuit		3
Design of short-circuit protection		circuit-breakers
Maximum short-circuit current breaking capacity (Icu)		
• at 400 V rated value	A	50 000
• at 500 V rated value	A	50 000
Type of the motor protection		full motor protection

Control circuit/ Control:

Type of voltage of the control supply voltage		DC
Control supply voltage 1 at DC rated value	V	24
• minimum permissible	V	20.4
• maximum permissible	V	28.8
Type of electrical connection for auxiliary and control current circuit		connector

Supply voltage:

Type of voltage of the supply voltage		DC
Supply voltage 1 at DC rated value		

<ul style="list-style-type: none"> • maximum permissible 	V	31.6
<ul style="list-style-type: none"> • minimum permissible 	V	26.5
Type of electrical connection for supply voltage line-side		M12 plug

Ambient conditions:

Protection class IP		IP65
Ambient temperature		
<ul style="list-style-type: none"> • during storage 	°C	-40 ... +70
<ul style="list-style-type: none"> • during operation 	°C	-25 ... +55
<ul style="list-style-type: none"> • during transport 	°C	-40 ... +70
Relative humidity during operation	%	10 ... 95
Vibration resistance		7 mm / 2g
Shock resistance		12g / 11 ms
Degree of pollution		3
Installation altitude at height above sea level maximum	m	2 000
Mounting position		vertical, horizontal, flat
Mounting position recommended		horizontal

Communication/ Protocol:

Design of the interface AS-interface protocol		Yes
Protocol is supported AS-interface protocol		Yes
Design of the interface PROFIBUS DP protocol		No
Protocol is supported PROFIBUS DP protocol		No
Product function		
<ul style="list-style-type: none"> • Control circuit interface with IO link 		No
<ul style="list-style-type: none"> • Control circuit interface to parallel wiring 		No
Design of the interface PROFINET protocol		No
Protocol is supported PROFINET protocol		No
Type of electrical connection of the communication interface		M12 plug

Connections/ Terminals:

Number of digital inputs		4
Number of digital outputs		1
Number of sockets		
<ul style="list-style-type: none"> • for digital input signals 		4
<ul style="list-style-type: none"> • for digital output signals 		1
Product function		
<ul style="list-style-type: none"> • digital inputs parameterizable 		No
<ul style="list-style-type: none"> • digital outputs parameterizable 		No
Type of electrical connection		
<ul style="list-style-type: none"> • 1 — for digital input signals 		M12 socket

<ul style="list-style-type: none"> — for digital output signals • 2 for digital input signals • 3 for digital input signals • 4 for digital input signals 	M12 socket M12 socket M12 socket M12 socket
Type of electrical connection <ul style="list-style-type: none"> • at the manufacturer-specific device interface • for device addressing 	optical interface M12 plug
Product function on-site operation	Yes


Electromagnetic compatibility:

EMI immunity acc. to IEC 60947-1	corresponds to degree of severity 3, ambience A (industrial sector)
Conducted interference due to burst acc. to IEC 61000-4-4	2 kV network connection / 1 kV control connection
Conducted interference due to conductor-earth surge acc. to IEC 61000-4-5	2 kV
Conducted interference due to conductor-conductor surge acc. to IEC 61000-4-5	1 kV
EMC emitted interference acc. to IEC 60947-1	CISPR11, ambience A (industrial sector)
Certificate of suitability	CE
Protection against electrical shock	finger-safe

Certificates/ approvals:

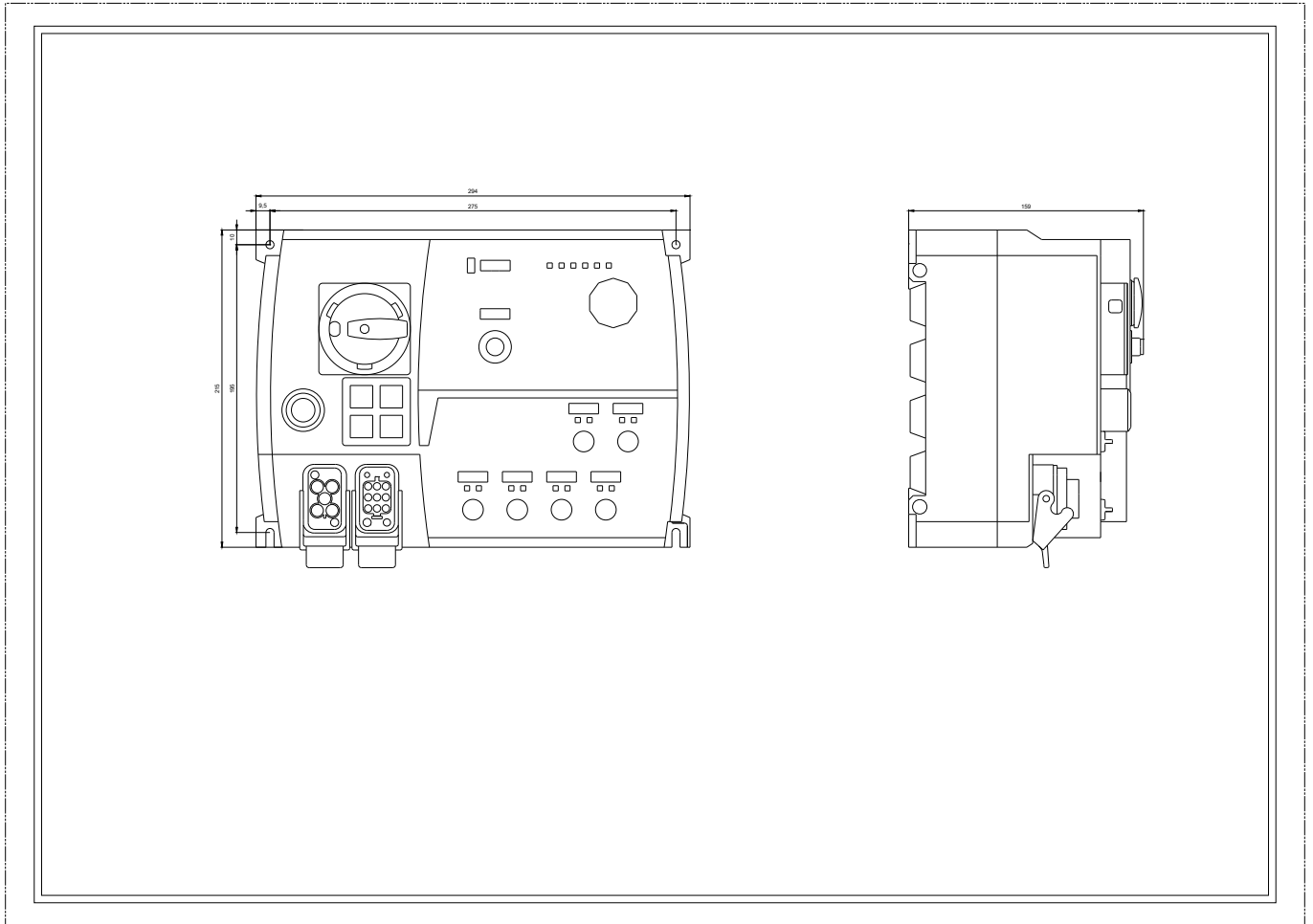
General Product Approval	Declaration of Conformity	Test Certificates
 CCC		 EG-Konf.
 CSA		Type Test Certificates/Test Report
 UL		

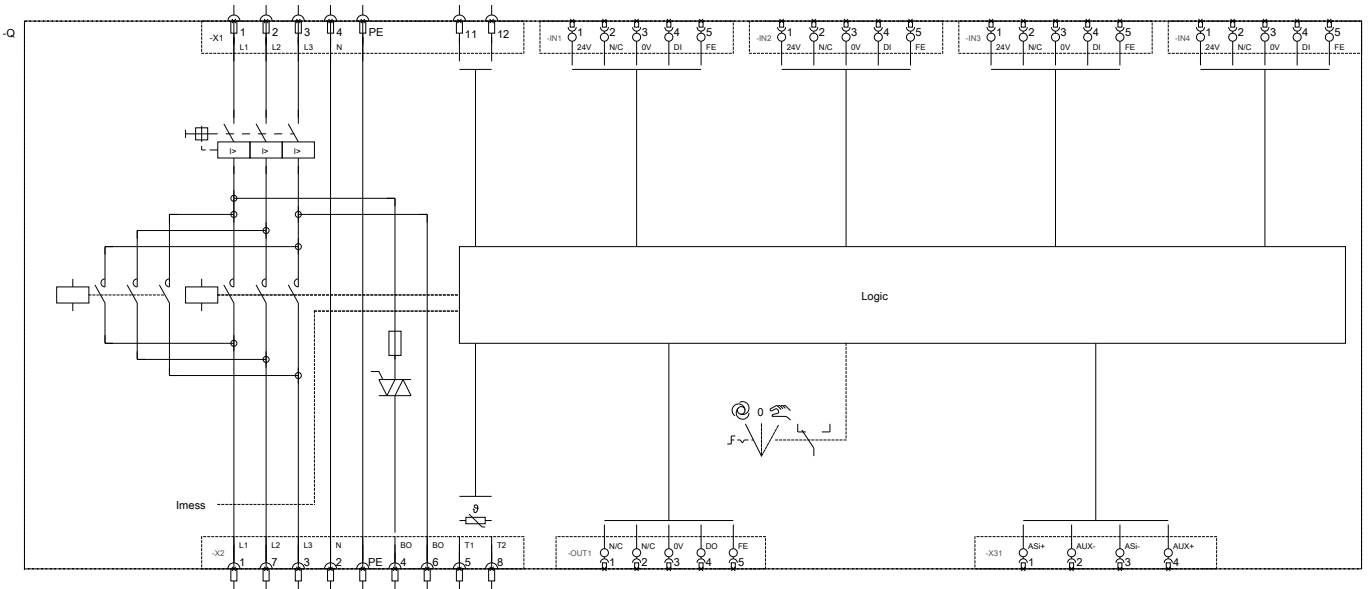
other

 ASi	Environmental Confirmations	Confirmation
--	---	------------------------------

Further information

- Information- and Downloadcenter (Catalogs, Brochures,...)**
<http://www.siemens.com/industrial-controls/catalogs>
- Industry Mall (Online ordering system)**
<http://www.siemens.com/industrymall>
- Cax online generator**
<http://support.automation.siemens.com/WW/CAXorder/default.aspx?lang=en&mlfb=3RK1315-6KS41-3AA3>
- Service&Support (Manuals, Certificates, Characteristics, FAQs,...)**
<https://support.industry.siemens.com/cs/ww/en/ps/3RK1315-6KS41-3AA3>





last modified:

08/15/2017