

AS-INTERFACE COMPACT MOD. K45, IP67, DIGITAL, 2 IN-/OUTPUTS, 2X1 INPUT, 200MA MAX., PNP, 2 X 1OUTP., ELECTR.,1.5A,DC 24V 3A MAX. FOR ALL OUTPUTS 4 X M12-SOCKETS

General technical data:

Design of the product		digital I/O modules for operation in the field, IP67 - K45
Type		2 inputs / 2 outputs
Design of the slave type		standard slave
I/O configuration		3
ID/ID2 code		0/F
Number I/O sockets		4
Type of electrical connection of the inputs and outputs		M12 screw-type terminals
AS interface total current input max	mA	270
operating voltage according to AS-Interface specification	V	26.5 ... 31.6
Ground terminal		Using PIN5 on the M12 sockets. Outgoing via flat tab sleeve (2.8 x 0.8 mm form A)
Addressing		front addressing socket
AS interface Connection Polarity reversal protection		built-in
Delivery note		the modules are delivered without mounting plate
Note 1		All K45 compact modules are delivered with stainless steel screws/sockets

Note 2		An external additional supply (AUX POWER) of 20 to 30 V DC is required for the supply of the output circuits. The additional supply must comply with VDE 0106 (PELV), protection class III.
---------------	--	---

Sensor supply:

Type of voltage supply for power supply		using AS-Interface
Input voltage	V	20 ... 30
Property of the sensor supply Short-circuit and overload resistant		Yes
Ampacity of the sensor supply for all inputs • at ambient temperature 40 °C	mA	200

Inputs:

Number of digital inputs		2
Type of connection		2- and 3-wire technology
Input circuit		PNP transistor
Type of voltage of the input voltages		DC
Inputs switching level High min	V	10
Input current at digital input • for signal <1> minimum • with signal <0> maximum	mA mA	6 1.5
Inputs sensor supply using AS-Interface		short-circuit and overload resistant
Inputs socket assignment • PIN 1 • PIN 2 • PIN 3 • PIN 4 • PIN 5		sensor supply L+ data input sensor supply L- data input ground terminal
Design of the pin assignment of the inputs		standard assignment

Outputs:

Number of digital outputs		2
Type of voltage of output voltages		DC
Outputs external power supply 24 V DC		using black AS-Interface flat cable
Output current at digital output for signal <1> Rated value	A	2
Outputs aggregate current • max	A	3
Type of switching output		PNP transistor
Design of the pin assignment of the outputs		standard assignment
Outputs socket assignment		3 = "-", 4 = output, 5 = ground terminal
Property of the output Short-circuit proof		Yes
Outputs • short-circuit protection		built-in

<ul style="list-style-type: none"> • induction protection • watchdog 		built-in built-in
Status display <ul style="list-style-type: none"> • display of I/Os • display of Uaux • display of AS-Interface/diagnostics 		yellow LED green LED green/red dual LED
Assignment of data bits <ul style="list-style-type: none"> • socket • socket 2 • socket 3 • socket 4 		PIN 4/2 = IN1 (D0) PIN 4/2 = IN2 (D1) PIN 4 = OUT3 (D2) PIN 4 = OUT4 (D3)

Ambient conditions:


Ambient temperature <ul style="list-style-type: none"> • during operation • during storage 	°C °C	-25 ... +85 -40 ... +85
Protection class IP		IP67

Mechanical data:

Width	mm	45
Height	mm	80
Depth	mm	30
Mounting type		standard rail mounting/wall mounting using mounting plate for K45 compact module

Certificates/ approvals:

AS-Interface certificate		yes
Approvals		UL, CSA, shipbuilding

General Product Approval			Declaration of Conformity	Test Certificates	Shipping Approval
 CSA	 UL		 EG-Konf.	Special Test Certificate	 ABS

Shipping Approval					other
 BUREAU VERITAS	 LRS	 PRS	 RINA	 RMRS	 ASi

other		
Confirmation	Environmental Confirmations	Miscellaneous

Further information

Information- and Downloadcenter (Catalogs, Brochures,...)

<http://www.siemens.com/industrial-controls/catalogs>

Industry Mall (Online ordering system)

<http://www.siemens.com/industrymall>

Cax online generator

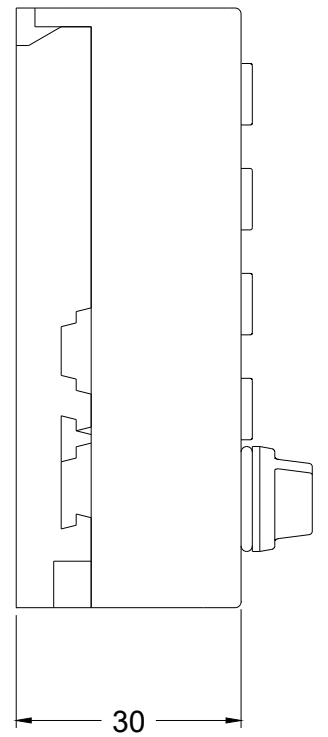
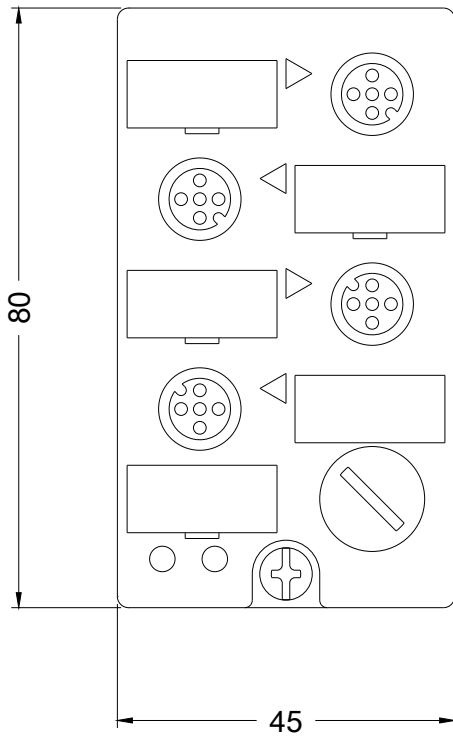
<http://support.automation.siemens.com/WW/CAXorder/default.aspx?lang=en&mlfb=3RK1400-1BQ20-0AA3>

Service&Support (Manuals, Certificates, Characteristics, FAQs,...)

<https://support.industry.siemens.com/cs/ww/en/ps/3RK1400-1BQ20-0AA3>

Image database (product images, 2D dimension drawings, 3D models, device circuit diagrams, EPLAN macros, ...)

http://www.automation.siemens.com/bilddb/cax_de.aspx?mlfb=3RK1400-1BQ20-0AA3&lang=en



last modified:

08/11/2017