





PM-X F. MOTOR STARTER CONNECTION MODULE  
 UP TO SAFETY CAT. 4 EN954-1 FOR FEEDBACK  
 CIRCUIT AND INCOMING FEEDER PROTECTION  
 15MM PLUGABLE ONTO TM-X15 S27-01



General technical data:		
product brandname		Local Safety Modules - accessories
Product designation		PM-X
Design of the product		for safety circuits
Protection class IP		IP20
Product function		
• Bus communication		Yes
• Short circuit protection		No
Operating current at 400 V rated value	A	5
Control circuit/ Control:		
Type of voltage of the control supply voltage		DC
Control supply voltage at DC		
• rated value	V	24
• rated value	V	20.4 ... 28.8
Installation/ mounting/ dimensions:		
Width	mm	30
Height	mm	196.5
Depth	mm	117.5

## Certificates/ approvals:

General Product Approval	Declaration of Conformity	Test Certificates	other		
 CSA	 UL		 EG-Konf.	<a href="#">Type Test Certificates/Test Report</a>	<a href="#">Environmental Confirmations</a>

## other

[Confirmation](#)

## Further information

### Information- and Downloadcenter (Catalogs, Brochures,...)

<http://www.siemens.com/industrial-controls/catalogs>

### Industry Mall (Online ordering system)

<http://www.siemens.com/industrymall>

### Cax online generator

<http://support.automation.siemens.com/WW/CAXorder/default.aspx?lang=en&mlfb=3RK1903-1CB00>


### Service&Support (Manuals, Certificates, Characteristics, FAQs,...)

<https://support.industry.siemens.com/cs/ww/en/ps/3RK1903-1CB00>

### Image database (product images, 2D dimension drawings, 3D models, device circuit diagrams, EPLAN macros, ...)

[http://www.automation.siemens.com/bilddb/cax\\_de.aspx?mlfb=3RK1903-1CB00&lang=en](http://www.automation.siemens.com/bilddb/cax_de.aspx?mlfb=3RK1903-1CB00&lang=en)

-Q1



last modified:

08/11/2017