



DS1E-X FOR ET200S HIGH FEATURE DIRECT STARTER SETTING RANGE 2.4...16A MECHANICAL SWITCHING ELECTRONIC PROTECTION AC-3/TO 7.5KW/400V EXPANDABLE FOR BRAKE CONTROL MODULE 2DI MODULE 2DI MODULE MOTORSTARTER ES SIGNAL FROM CIRCUIT-BREAKER PARAMETERIZABLE DPV 1 CAPABLE PROFIENERGY CAPABLE ON PN

General technical data:		
product brandname		Sirius
Product designation		motor starter ET 200S
Design of the product		direct starter
Product function		
• Bus communication		Yes
• direct start		Yes
• reverse starting		No
• on-site operation		Yes
• Short circuit protection		Yes
Design of the switching contact		electromechanical
Product component Motor brake output		Yes
Trip class		CLASS 5, 10, 15, 20
Type of assignment		2
Product feature		
• brake control with 230 V AC		No
• brake control with 24 V DC		No
• brake control with 180 V DC		No
• brake control with 500 V DC		No

Product extension braking module for brake control		Yes
Surge voltage resistance rated value	kV	6
Insulation voltage rated value	V	500
Power loss [W] typical	W	18
maximum permissible voltage for safe isolation between main and auxiliary circuit	V	400
Equipment marking acc. to DIN EN 61346-2		Q
Equipment marking acc. to DIN 40719 extended according to IEC 204-2 acc. to IEC 750		A
Mounting type		pluggable on terminal module
Depth	mm	150
Height	mm	290
Width	mm	65

Main circuit:

Operating voltage rated value	V	200 ... 400
Adjustable pick-up value current of the current-dependent overload release	A	2.4 ... 16
Operating power		
• at AC-3 at 400 V rated value	kW	7.5
• for three-phase motors at 400 V at 50 Hz minimum	kW	1.1
• for three-phase motors at 400 V at 50 Hz maximum	kW	7.5
Maximum short-circuit current breaking capacity (Icu) at 400 V rated value	kA	50
Design of short-circuit protection		circuit-breakers
Number of poles for main current circuit		3
Type of the motor protection		solid-state
Mechanical service life (switching cycles) of the main contacts typical		100 000

Control circuit/ Control:

Type of voltage of the control supply voltage		DC
Control supply voltage 1 at DC	V	24 ... 24
Control supply voltage 1 at DC rated value	V	20.4 ... 28.8

Supply voltage:

Type of voltage of the supply voltage		DC
Supply voltage 1 at DC	V	24 ... 24
Supply voltage 1 at DC rated value	V	20.4 ... 28.8

Ambient conditions:

Protection class IP		IP20
Ambient temperature		
• during operation	°C	0 ... 60

• during storage	°C	-40 ... +70
• during transport	°C	-40 ... +70
Relative humidity during operation	%	5 ... 95
Vibration resistance		2g
Shock resistance		5g / 11 ms
Degree of pollution		3 at 400 V, 2 at 500 V according to IEC60664 (IEC61131)
Installation altitude at height above sea level maximum	m	2 000
Mounting position		vertical, horizontal

Communication/ Protocol:

Protocol is supported		
• PROFIBUS DP protocol		Yes
• PROFINET protocol		Yes
• AS-interface protocol		No
Design of the interface PROFINET protocol		Yes
Type of electrical connection		
• of the communication interface		via backplane bus
• for communication transmission		via backplane bus

Connections/ Terminals:

Number of digital inputs		2
Number of sockets		
• for digital input signals		0
• for digital output signals		0
Product function		
• digital inputs parameterizable		Yes
• digital outputs parameterizable		No
Type of electrical connection		
• 1 for digital input signals		using control module
• 2 for digital input signals		using control module
Type of electrical connection		
• at the manufacturer-specific device interface		plug
• for main energy infeed		screw-type terminals
• for load-side outgoing feeder		Screw-type terminals
• for main energy transmission		via energy bus
• for supply voltage line-side		via backplane bus
• for supply voltage transmission		via backplane bus
• for main current circuit		screw-type terminals

Electromagnetic compatibility:

EMI immunity acc. to IEC 60947-1		corresponds to degree of severity 3, ambience A (industrial sector)
---	--	---

Conducted interference due to burst acc. to IEC 61000-4-4		2 kV on voltage supply, inputs and outputs
Conducted interference due to conductor-earth surge acc. to IEC 61000-4-5		2 kV (U > 24 V DC)
Conducted interference due to conductor-conductor surge acc. to IEC 61000-4-5		1 kV (U > 24 V DC)
Field-bound parasitic coupling acc. to IEC 61000-4-3		80 MHz ... 1 GHz 10 V/m, 1.4 GHz ... 2 Hz 3 V/m, 2 GHz ... 2.7 GHz 1 V/m
EMC emitted interference acc. to IEC 60947-1		CISPR11, ambience A (industrial sector)

Safety related data:

Protection against electrical shock	finger-safe
-------------------------------------	-------------

Certificates/ approvals:

General Product Approval	Declaration of Conformity	Test Certificates
 CCC		 EG-Konf.
 CSA		Type Test Certificates/Test Report
 UL		

other

[Environmental Confirmations](#)

[Confirmation](#)



Profibus

Further information

Information- and Downloadcenter (Catalogs, Brochures,...)

<http://www.siemens.com/industrial-controls/catalogs>

Industry Mall (Online ordering system)

<http://www.siemens.com/industrymall>

Cax online generator

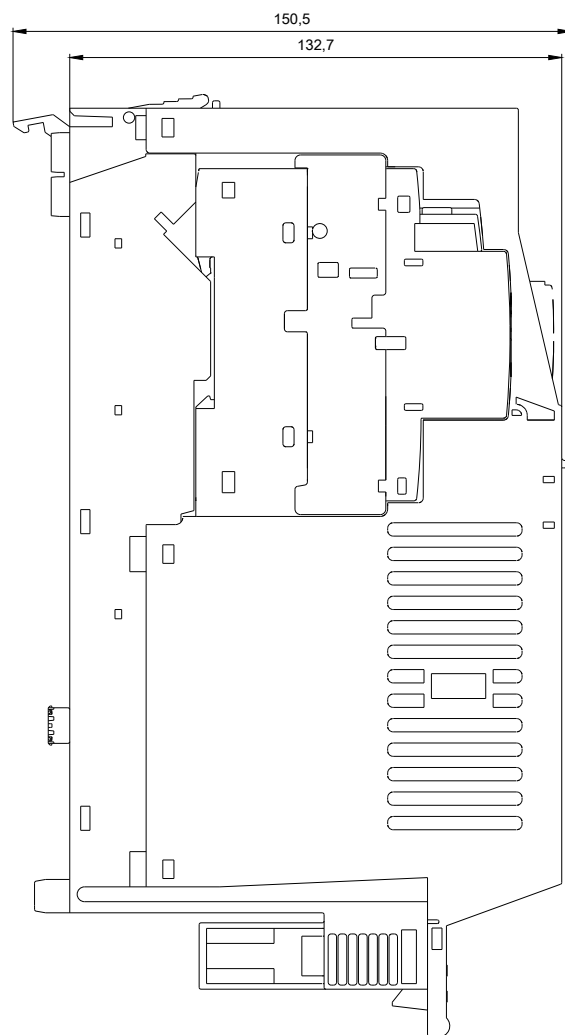
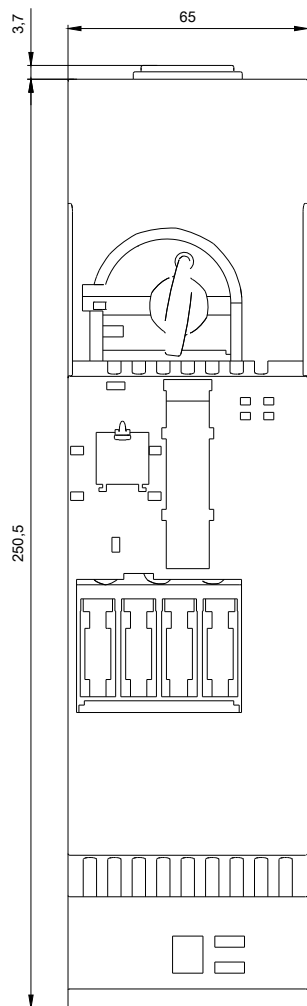
<http://support.automation.siemens.com/WW/CAXorder/default.aspx?lang=en&mlfb=3RK1301-0CB10-0AB4>

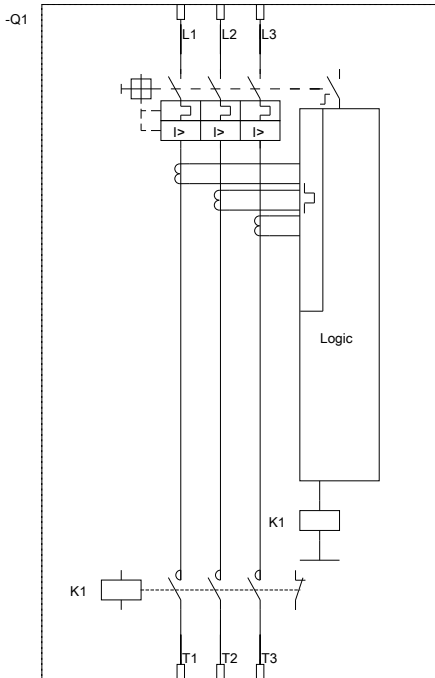
Service&Support (Manuals, Certificates, Characteristics, FAQs,...)

<https://support.industry.siemens.com/cs/ww/en/ps/3RK1301-0CB10-0AB4>

Image database (product images, 2D dimension drawings, 3D models, device circuit diagrams, EPLAN macros, ...)

http://www.automation.siemens.com/bilddb/cax_de.aspx?mlfb=3RK1301-0CB10-0AB4&lang=en





DI 0.0 Bereit
 DI 0.1 Motor EIN
 DI 0.2 Sammelfehler
 DI 0.3 Eingang 1
 DI 0.4 Eingang 2
 DI 0.5 Eingang 3
 DI 0.6 Eingang 4
 DI 0.7 Motorstrom
 DI 1.0 - DI 1.5 Hand-Vor-Ort
 DI 1.6

DO 0.0 Motor Rechts
 DO 0.2 Bremse
 DO 0.3 Trip Reset
 DO 0.4 Notstart
 DO 0.5 Selbsttest
 DO 1.7 Quickstop sperren

DI 0.0 Ready from Host/PLC
 DI 0.1 Motor ON
 DI 0.2 Group error
 DI 0.3 General warning
 DI 0.4 Input 1
 DI 0.5 Input 2
 DI 0.6 Input 3
 DI 0.7 Input 4
 DI 1.0 - DI 1.5 Motor current
 DI 1.6 Manual operation local

DO 0.0 Motor clockwise
 DO 0.2 Brake
 DO 0.3 Trip Reset
 DO 0.4 Emergency start
 DO 0.5 Self-test
 DO 1.7 Lock quick stop

last modified:

08/11/2017