

SIRIUS MOTOR STARTER M200D TECHNOLOGY
 MODULE REVERSING STARTER ELECTRONIC
 SWITCHING AC-3; 0,75KW/400V; 0,15A-2,00A;
 ELECTRONIC OVERLOAD PROTECTION;
 THERMISTOR: THERMOCLICK / PTC WITH BRAKE
 CONTACT 400V AC 4DI / 2DO HAN Q4/2 - HAN Q8/0
 WITH OPERATOR TERMINAL AND KEY-OPERATED
 SWITCH USING A COMMUNICATION MODULE
 3RK1305* USABLE WITH PROFIBUS OR PROFINET



Figure similar

General technical data:		
product brandname		SIRIUS
Product designation		motor starter module M200D
Design of the product		reversing starter
Product function		
• direct start		No
• reverse starting		Yes
• Short circuit protection		Yes
• Bus communication		Yes
Design of the switching contact		solid-state / thyristor / 2 phases
Product component Motor brake output		Yes
Trip class		CLASS 5, 10, 15, 20
Type of assignment		1
Product feature		
• brake control with 230 V AC		Yes
• brake control with 400 V AC		Yes
• brake control with 24 V DC		No

• brake control with 180 V DC		No
• brake control with 500 V DC		No
Product extension braking module for brake control		No
Surge voltage resistance rated value	V	6 000
Switch-on delay time	ms	25
Off-delay time	ms	35
Insulation voltage rated value	V	500
Power loss [W] typical	W	30
maximum permissible voltage for safe isolation		
• between main and auxiliary circuit	V	400
• between control and auxiliary circuit	V	24
Equipment marking acc. to DIN EN 61346-2		Q
Mounting type		screw fixing
Width	mm	294
Height	mm	215
Depth	mm	148

Main circuit:

Operating voltage rated value	V	360 ... 440
Adjustable pick-up value current of the current-dependent overload release	A	0.15 ... 2
Operating current at AC-3 at 400 V rated value	A	2
Operating power for three-phase motors at 400 V at 50 Hz	kW	0.06 ... 0.75
Operating power at AC-3		
• at 400 V rated value	kW	0.75
• at 500 V rated value	W	750
Number of poles for main current circuit		3
Design of short-circuit protection		circuit-breakers
Maximum short-circuit current breaking capacity (Icu)		
• at 400 V rated value	A	50 000
• at 500 V rated value	A	20 000
Type of the motor protection		full motor protection

Control circuit/ Control:

Type of voltage of the control supply voltage		DC
Control supply voltage 1 at DC rated value	V	
• minimum permissible	V	20.4
• maximum permissible	V	28.8
Type of electrical connection for auxiliary and control current circuit		connector

Supply voltage:

Type of voltage of the supply voltage		DC
--	--	----

Ambient conditions:

Protection class IP		IP65
Ambient temperature		
• during storage	°C	-40 ... +70
• during operation	°C	-25 ... +55
• during transport	°C	-40 ... +70
Relative humidity during operation	%	10 ... 95
Vibration resistance		7 mm / 2g
Shock resistance		12g / 11 ms
Degree of pollution		3
Installation altitude at height above sea level maximum	m	2 000
Mounting position		vertical, horizontal, flat
Mounting position recommended		horizontal

Communication/ Protocol:

Design of the interface AS-interface protocol		No
Protocol is supported AS-interface protocol		No
Design of the interface PROFIBUS DP protocol		No
Protocol is supported PROFIBUS DP protocol		No
Product function		
• Control circuit interface with IO link		No
• Control circuit interface to parallel wiring		No
Design of the interface PROFINET protocol		No
Protocol is supported PROFINET protocol		No

Connections/ Terminals:

Number of digital inputs		4
Number of digital outputs		2
Number of sockets		
• for digital input signals		4
• for digital output signals		2
Product function		
• digital inputs parameterizable		Yes
• digital outputs parameterizable		Yes
Type of electrical connection		
• 1		
— for digital input signals		M12 socket
— for digital output signals		M12 socket
• 2 for digital input signals		M12 socket
• 3 for digital input signals		M12 socket
• 4 for digital input signals		M12 socket
Product function on-site operation		Yes

Electromagnetic compatibility:

EMI immunity acc. to IEC 60947-1		corresponds to degree of severity 3, ambience A (industrial sector)
Conducted interference due to burst acc. to IEC 61000-4-4		2 kV network connection / 1 kV control connection
Conducted interference due to conductor-earth surge acc. to IEC 61000-4-5		2 kV
Conducted interference due to conductor-conductor surge acc. to IEC 61000-4-5		1 kV
EMC emitted interference acc. to IEC 60947-1		CISPR11, ambience A (group 2)
Certificate of suitability		CE
Protection against electrical shock		finger-safe

Certificates/ approvals:

General Product Approval	Declaration of Conformity	Test Certificates
 CCC	 EAC	 EG-Konf.
 CSA		Type Test Certificates/Test Report
 UL		

other

[Environmental Confirmations](#)

[Confirmation](#)



Profibus

Further information

Information- and Downloadcenter (Catalogs, Brochures,...)

<http://www.siemens.com/industrial-controls/catalogs>

Industry Mall (Online ordering system)

<http://www.siemens.com/industrymall>

Cax online generator

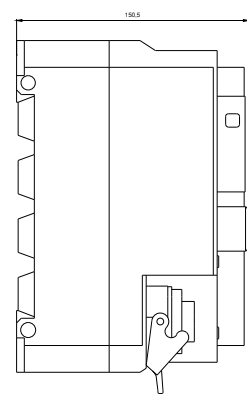
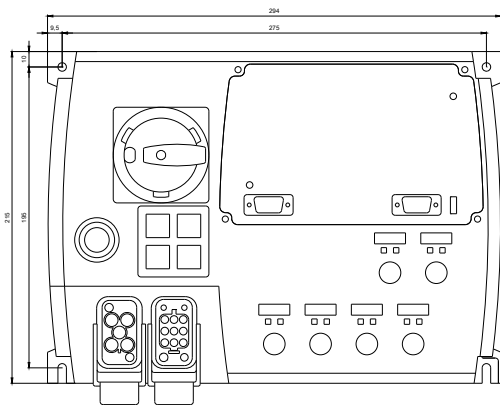
<http://support.automation.siemens.com/WW/CAXorder/default.aspx?lang=en&mlfb=3RK1395-6KS71-3AD3>

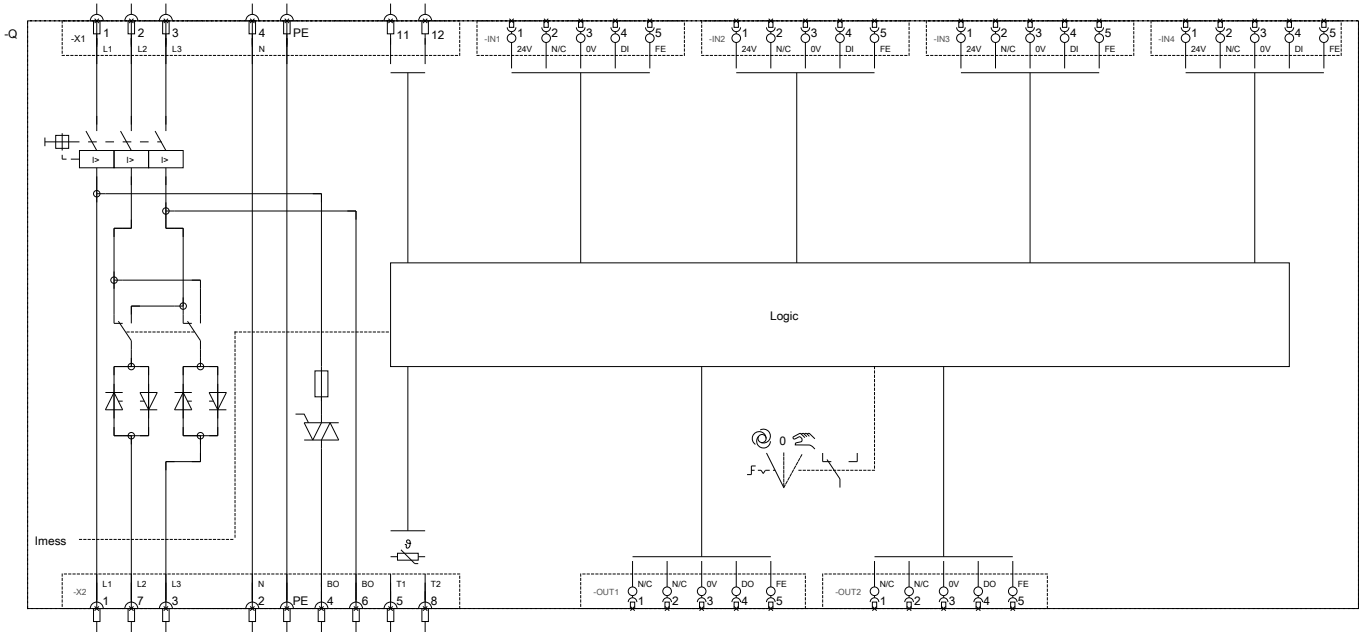
Service&Support (Manuals, Certificates, Characteristics, FAQs,...)

<https://support.industry.siemens.com/cs/ww/en/ps/3RK1395-6KS71-3AD3>

Image database (product images, 2D dimension drawings, 3D models, device circuit diagrams, EPLAN macros, ...)

http://www.automation.siemens.com/bilddb/cax_de.aspx?mlfb=3RK1395-6KS71-3AD3&lang=en





last modified:

07/01/2017