

CIRCUIT-BREAKER SIZE S00, FOR MOTOR PROTECTION, CLASS 10, A-REL. 0.7...1A, N-REL. 13A, SCREW TERMINAL, STANDARD SWITCHING CAPACITY



Product brand name	SIRIUS
Product designation	Circuit breaker
Design of the product	For motor protection
Product type designation	3RV1

General technical data	
Size of the circuit-breaker	S00
Size of contactor can be combined company-specific	S00
Product extension	
• Auxiliary switch	Yes
Power loss [W] total typical	5 W
Insulation voltage with degree of pollution 3 rated value	690 V
Surge voltage resistance rated value	6 kV
maximum permissible voltage for safe isolation	
• in networks with grounded star point between main and auxiliary circuit	400 V
• in networks with grounded star point between main and auxiliary circuit	400 V
Protection class IP	

<ul style="list-style-type: none"> • on the front • of the terminal 	<p>IP20</p> <p>IP00</p>
Mechanical service life (switching cycles)	
<ul style="list-style-type: none"> • of the main contacts typical • of auxiliary contacts typical 	<p>100 000</p> <p>100 000</p>
Electrical endurance (switching cycles)	
<ul style="list-style-type: none"> • typical 	100 000
Type of protection	Increased safety
Protection against electrical shock	finger-safe
Equipment marking acc. to DIN EN 81346-2	Q

Ambient conditions

Ambient temperature	
<ul style="list-style-type: none"> • during operation • during storage • during transport 	<p>-20 ... +60 °C</p> <p>-50 ... +80 °C</p> <p>-50 ... +80 °C</p>
Temperature compensation	-20 ... +60 °C

Main circuit

Number of poles for main current circuit	3
Adjustable pick-up value current of the current-dependent overload release	0.7 ... 1 A
Operating voltage	
<ul style="list-style-type: none"> • rated value • at AC-3 rated value maximum 	<p>690 V</p> <p>690 V</p>
Operating frequency rated value	50 ... 60 Hz
Operating current rated value	1 A
Operating current	
<ul style="list-style-type: none"> • at AC-3 <ul style="list-style-type: none"> — at 400 V rated value 	1 A
Operating power	
<ul style="list-style-type: none"> • at AC-3 <ul style="list-style-type: none"> — at 230 V rated value — at 400 V rated value — at 500 V rated value — at 690 V rated value 	<p>120 W</p> <p>250 W</p> <p>370 W</p> <p>550 W</p>
Operating frequency	
<ul style="list-style-type: none"> • at AC-3 maximum 	15 1/h

Auxiliary circuit

Number of CO contacts	
<ul style="list-style-type: none"> • for auxiliary contacts 	0

Protective and monitoring functions

Product function	
-------------------------	--

<ul style="list-style-type: none"> • Ground fault detection • Phase failure detection 	<p>No</p> <p>Yes</p>
Trip class	CLASS 10
Design of the overload release	thermal
Operational short-circuit current breaking capacity (Ics) at AC	
<ul style="list-style-type: none"> • at 240 V rated value • at 400 V rated value • at 500 V rated value • at 690 V rated value 	<p>100 000 A</p> <p>100 000 A</p> <p>100 000 A</p> <p>100 000 A</p>
Maximum short-circuit current breaking capacity (Icu)	
<ul style="list-style-type: none"> • at AC at 240 V rated value • at AC at 400 V rated value • at AC at 500 V rated value • at AC at 690 V rated value 	<p>100 kA</p> <p>100 kA</p> <p>100 kA</p> <p>100 kA</p>
Breaking capacity short-circuit current (Icn)	
<ul style="list-style-type: none"> • at 1 current path at DC at 150 V rated value • with 2 current paths in series at DC at 300 V rated value • with 3 current paths in series at DC at 450 V rated value 	<p>10 kA</p> <p>10 kA</p> <p>10 kA</p>

UL/CSA ratings

Full-load current (FLA) for three-phase AC motor	
<ul style="list-style-type: none"> • at 480 V rated value • at 600 V rated value 	<p>1 A</p> <p>1 A</p>
Yielded mechanical performance [hp]	
<ul style="list-style-type: none"> • for three-phase AC motor <ul style="list-style-type: none"> — at 575/600 V rated value 	<p>0.5 hp</p>

Short-circuit protection

Product function Short circuit protection	Yes
Design of the short-circuit trip	magnetic
Design of the fuse link for IT network for short-circuit protection of the main circuit	
<ul style="list-style-type: none"> • at 240 V • at 400 V • at 500 V • at 690 V 	<p>none required</p> <p>gL/gG 10 A</p> <p>gL/gG 10 A</p> <p>gL/gG 10 A</p>

Installation/ mounting/ dimensions

Mounting position	any
Mounting type	screw and snap-on mounting onto 35 mm standard mounting rail according to DIN EN 60715
Height	90 mm

Width	45 mm
Depth	81 mm
Connections/Terminals	
Product function <ul style="list-style-type: none"> removable terminal for auxiliary and control circuit 	No
Type of electrical connection <ul style="list-style-type: none"> for main current circuit 	screw-type terminals
Arrangement of electrical connectors for main current circuit	Top and bottom
Type of connectable conductor cross-sections <ul style="list-style-type: none"> for main contacts <ul style="list-style-type: none"> single or multi-stranded finely stranded with core end processing 	2x (0,5 ... 1,5 mm ²), 2x (0,75 ... 2,5 mm ²), 2x (1 ... 4 mm ²) 2x (0.5 ... 1.5 mm ²), 2x (0.75 ... 2.5 mm ²)
Type of connectable conductor cross-sections <ul style="list-style-type: none"> for auxiliary contacts <ul style="list-style-type: none"> single or multi-stranded 	2x (0,5 ... 1,5 mm ²), 2x (0,75 ... 2,5 mm ²)
Tightening torque <ul style="list-style-type: none"> for main contacts with screw-type terminals for auxiliary contacts with screw-type terminals 	0.8 ... 1.2 N·m 0.8 ... 1.2 N·m
Size of the screwdriver tip	Pozidriv 2
Safety related data	
B10 value <ul style="list-style-type: none"> with high demand rate acc. to SN 31920 	5 000
Proportion of dangerous failures <ul style="list-style-type: none"> with low demand rate acc. to SN 31920 with high demand rate acc. to SN 31920 	50 % 50 %
Failure rate [FIT] <ul style="list-style-type: none"> with low demand rate acc. to SN 31920 	50 FIT
Display version <ul style="list-style-type: none"> for switching status 	Rocker switch
Certificates/approvals	

General Product Approval	For use in hazardous locations
--------------------------	--------------------------------



Declaration of Conformity	Test Certificates	Marine / Shipping
---------------------------	-------------------	-------------------



[Special Test Certificate](#)



Marine / Shipping	other
-------------------	-------



[Environmental Confirmations](#)

[Confirmation](#)

other

[Miscellaneous](#)



Further information

Information- and Downloadcenter (Catalogs, Brochures,...)

<http://www.siemens.com/industrial-controls/catalogs>

Industry Mall (Online ordering system)

<https://mall.industry.siemens.com/mall/en/en/Catalog/product?mlfb=3RV1011-0JA10>

Cax online generator

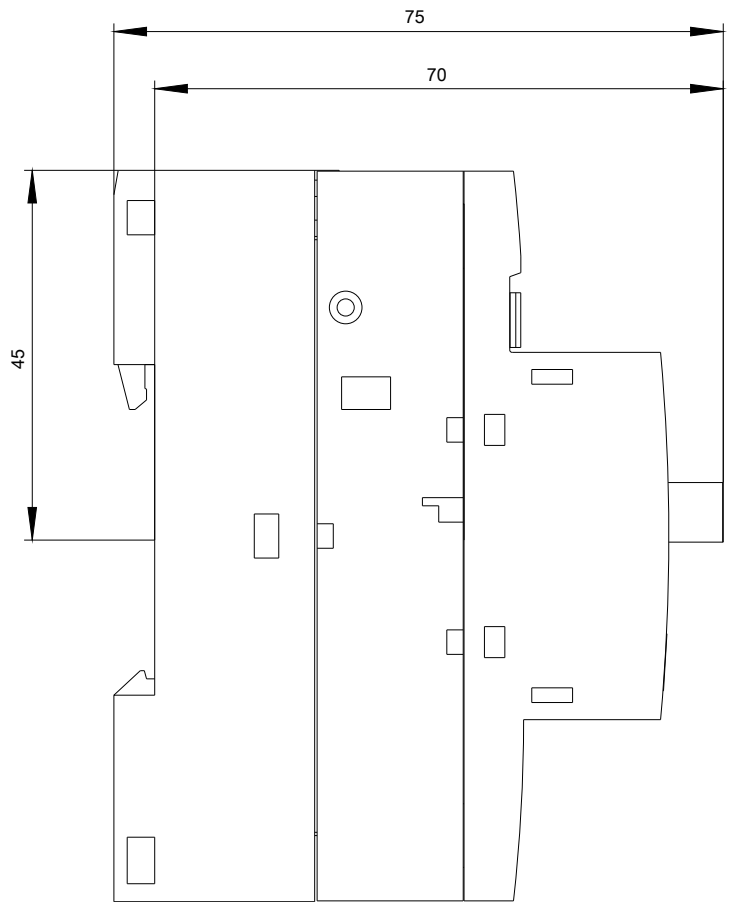
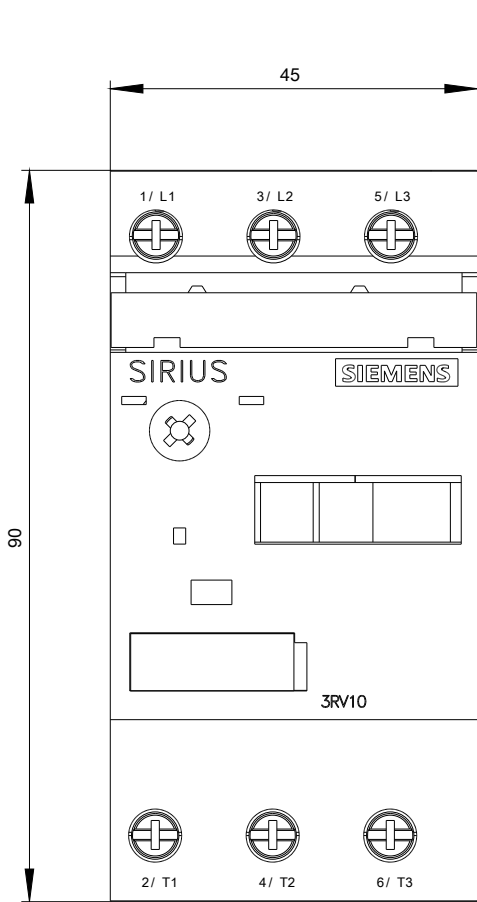
<http://support.automation.siemens.com/WW/CAXorder/default.aspx?lang=en&mlfb=3RV1011-0JA10>

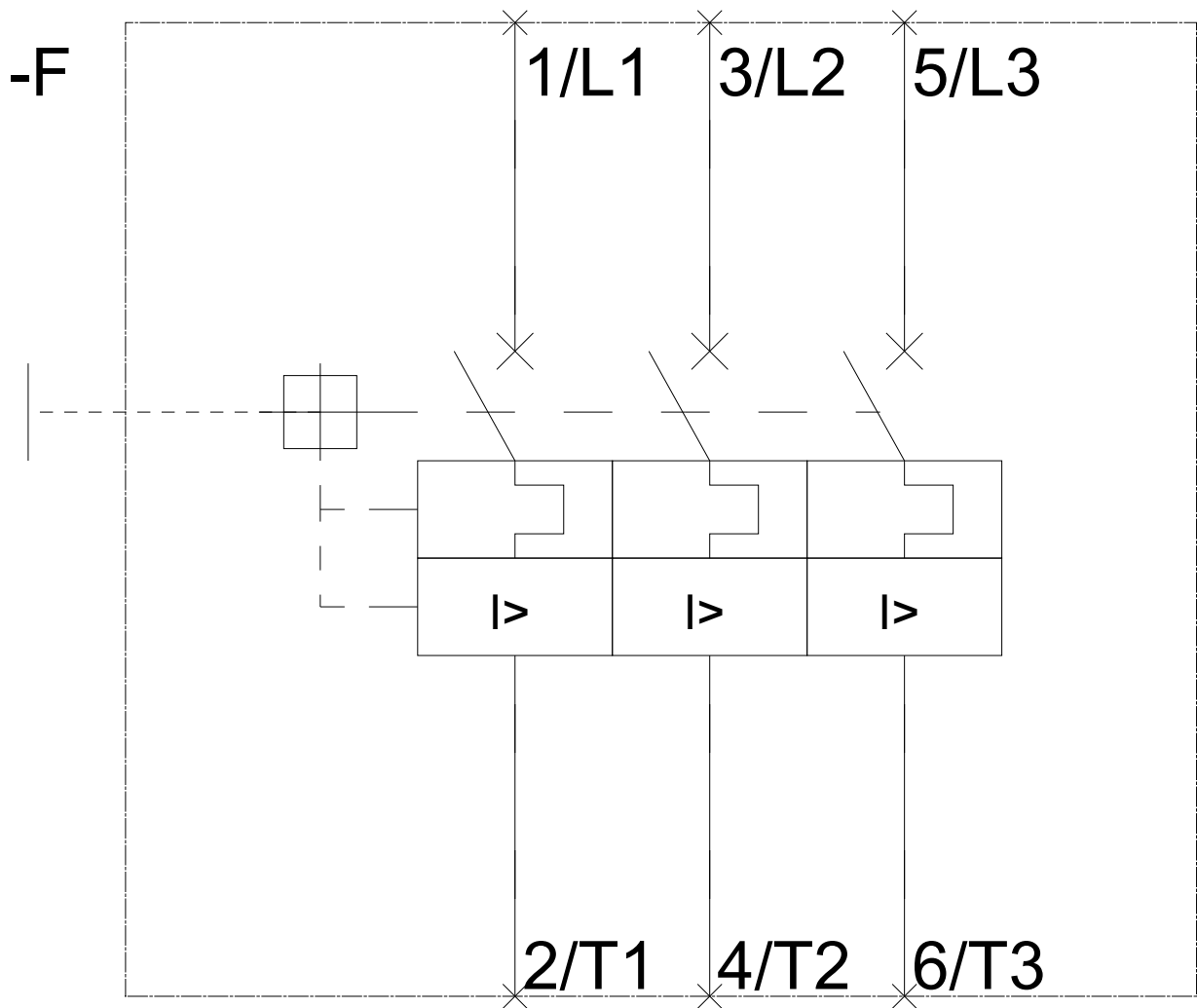
Service&Support (Manuals, Certificates, Characteristics, FAQs,...)

<https://support.industry.siemens.com/cs/ww/en/ps/3RV1011-0JA10>

Image database (product images, 2D dimension drawings, 3D models, device circuit diagrams, EPLAN macros, ...)

http://www.automation.siemens.com/bilddb/cax_de.aspx?mlfb=3RV1011-0JA10&lang=en





last modified:

08/07/2017