

Output coupling link Phase-out product! For further information, contact our sales department Relay coupler in terminal shape 1 NO, 24 V AC/DC



General technical data:

Type of voltage	AC/DC
Supply voltage frequency for auxiliary and control current circuit rated value	50 ... 60 Hz
Control supply voltage	
• at AC	
— at 50 Hz rated value	
— minimum	24 V
— maximum	24 V
— at 60 Hz rated value	
— minimum	24 V
— maximum	24 V
• at DC rated value	
— minimum	24 V
— maximum	24 V
Number of NC contacts for auxiliary contacts	0
Number of NO contacts for auxiliary contacts	1
Number of CO contacts for auxiliary contacts	0
Operating current of auxiliary contacts	

- at DC-13
 - at 24 V 1 A
 - at 110 V 0.2 A
 - at 230 V 0.1 A
- at AC-15
 - at 24 V 3 A
 - at 110 V 3 A
 - at 230 V 3 A

Switching behavior	monostable
Equipment marking acc. to DIN 40719 extended according to IEC 204-2 acc. to IEC 750	K
Equipment marking acc. to DIN EN 61346-2	K





Mechanical data:

Type of electrical connection	screw-type terminals
Type of electrical connection Plug-in socket	No
Design of the switching function positively driven	No
Product component Plug-in socket	No
Width	11.5 mm
Height	60 mm
Depth	62 mm

Ambient conditions:

Protection class IP	IP20
Ambient temperature during operation	-25 ... +60 °C

Certificates/ approvals:

General Product Approval	Declaration of Conformity	Test Certificates	other
 CCC	 UL	 EAC	 EG-Konf.
		Special Test Certificate	Miscellaneous

other
[Confirmation](#)

Further information

Information- and Downloadcenter (Catalogs, Brochures,...)
<http://www.siemens.com/industrial-controls/catalogs>
Industry Mall (Online ordering system)
<http://www.siemens.com/industrymall>

Cax online generator

<http://support.automation.siemens.com/WW/CAXorder/default.aspx?lang=en&mlfb=3TX7002-1AB00>

Service&Support (Manuals, Certificates, Characteristics, FAQs,...)

<https://support.industry.siemens.com/cs/ww/en/ps/3TX7002-1AB00>

Image database (product images, 2D dimension drawings, 3D models, device circuit diagrams, EPLAN macros, ...)

http://www.automation.siemens.com/bilddb/cax_de.aspx?mlfb=3TX7002-1AB00&lang=en

last modified:

06/12/2017