



SIRIUS MOTOR STARTER M200D  
 TECHNOLOGIEMODUL DIRECT ON-LINE STARTER  
 MECHANICAL SWITCHING AC-3; 0,75KW/400V;  
 0,15A-2,00A; ELECTRONIC OVERLOAD  
 PROTECTION; THERMISTOR: THERMOCLICK / PTC  
 WITHOUT BRAKE CONTACT 4DI / 2DO HAN Q4/2 -  
 HAN Q8/0 WITH OPERATOR TERMINAL AND KEY-  
 OPERATED SWITCH USING A COMMUNICATION  
 MODULE 3RK1305\* USABLE WITH PROFIBUS OR  
 PROFINET

Figure similar

General technical data:		
product brandname		SIRIUS
Product designation		motor starter module M200D
Design of the product		direct starter
Product function		
• direct start		Yes
• reverse starting		No
• Short circuit protection		Yes
• Bus communication		Yes
Design of the switching contact		electromechanical
Product component Motor brake output		No
Trip class		CLASS 5, 10, 15, 20
Type of assignment		2
Product feature		
• brake control with 230 V AC		No
• brake control with 400 V AC		No
• brake control with 24 V DC		No

• brake control with 180 V DC		No
• brake control with 500 V DC		No
<b>Product extension braking module for brake control</b>		No
<b>Surge voltage resistance rated value</b>	V	6 000
<b>Switch-on delay time</b>	ms	85
<b>Off-delay time</b>	ms	65
<b>Insulation voltage rated value</b>	V	500
<b>Power loss [W] typical</b>	W	30
<b>maximum permissible voltage for safe isolation</b>		
• between main and auxiliary circuit	V	400
• between control and auxiliary circuit	V	24
<b>Equipment marking acc. to DIN EN 61346-2</b>		Q
<b>Mounting type</b>		screw fixing
<b>Width</b>	mm	294
<b>Height</b>	mm	215
<b>Depth</b>	mm	148

#### Main circuit:

<b>Operating voltage rated value</b>	V	360 ... 440
<b>Adjustable pick-up value current of the current-dependent overload release</b>	A	0.15 ... 2
<b>Operating current at AC-3 at 400 V rated value</b>	A	2
<b>Operating power for three-phase motors at 400 V at 50 Hz</b>	kW	0.06 ... 0.75
<b>Operating power at AC-3</b>		
• at 400 V rated value	kW	0.75
• at 500 V rated value	W	750
<b>Number of poles for main current circuit</b>		3
<b>Design of short-circuit protection</b>		circuit-breakers
<b>Maximum short-circuit current breaking capacity (Icu)</b>		
• at 400 V rated value	A	50 000
• at 500 V rated value	A	50 000
<b>Type of the motor protection</b>		full motor protection

#### Control circuit/ Control:

<b>Type of voltage of the control supply voltage</b>		DC
<b>Control supply voltage 1 at DC rated value</b>	V	
• minimum permissible	V	20.4
• maximum permissible	V	28.8
<b>Type of electrical connection for auxiliary and control current circuit</b>		connector

#### Supply voltage:

<b>Type of voltage of the supply voltage</b>		DC
--	--	----

#### Ambient conditions:

<b>Protection class IP</b>		IP65
<b>Ambient temperature</b>		
• during storage	°C	-40 ... +70
• during operation	°C	-25 ... +55
• during transport	°C	-40 ... +70
Relative humidity during operation	%	10 ... 95
<b>Vibration resistance</b>		7 mm / 2g
<b>Shock resistance</b>		12g / 11 ms
<b>Degree of pollution</b>		3
<b>Installation altitude at height above sea level maximum</b>	m	2 000
<b>Mounting position</b>		vertical, horizontal, flat
<b>Mounting position recommended</b>		horizontal

#### Communication/ Protocol:

Design of the interface AS-interface protocol		No
Protocol is supported AS-interface protocol		No
Design of the interface PROFIBUS DP protocol		No
Protocol is supported PROFIBUS DP protocol		No
<b>Product function</b>		
• Control circuit interface with IO link		No
• Control circuit interface to parallel wiring		No
Design of the interface PROFINET protocol		No
Protocol is supported PROFINET protocol		No

#### Connections/ Terminals:

<b>Number of digital inputs</b>		4
<b>Number of digital outputs</b>		2
<b>Number of sockets</b>		
• for digital input signals		4
• for digital output signals		2
<b>Product function</b>		
• digital inputs parameterizable		Yes
• digital outputs parameterizable		Yes
<b>Type of electrical connection</b>		
• 1		
— for digital input signals		M12 socket
— for digital output signals		M12 socket
• 2 for digital input signals		M12 socket
• 3 for digital input signals		M12 socket
• 4 for digital input signals		M12 socket
<b>Product function on-site operation</b>		Yes

#### Electromagnetic compatibility:

EMI immunity acc. to IEC 60947-1		corresponds to degree of severity 3, ambience A (industrial sector)
Conducted interference due to burst acc. to IEC 61000-4-4		2 kV network connection / 1 kV control connection
Conducted interference due to conductor-earth surge acc. to IEC 61000-4-5		2 kV
Conducted interference due to conductor-conductor surge acc. to IEC 61000-4-5		1 kV
EMC emitted interference acc. to IEC 60947-1		CISPR11, ambience A (industrial sector)
Certificate of suitability		CE
Protection against electrical shock		finger-safe

#### Certificates/ approvals:

General Product Approval	Declaration of Conformity	Test Certificates
--------------------------	---------------------------	-------------------



[Type Test Certificates/Test Report](#)

#### other

[Environmental Confirmations](#)

[Confirmation](#)



Profibus

#### Further information

**Information- and Downloadcenter (Catalogs, Brochures,...)**

<http://www.siemens.com/industrial-controls/catalogs>

**Industry Mall (Online ordering system)**

<http://www.siemens.com/industrymall>

**Cax online generator**

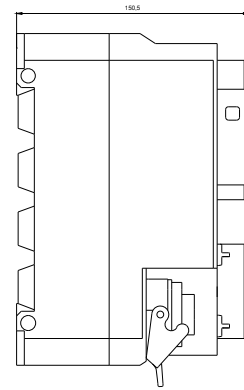
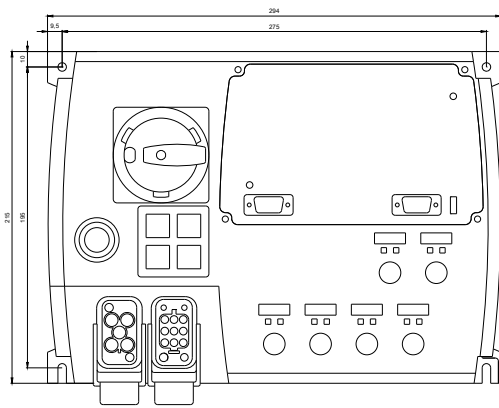
<http://support.automation.siemens.com/WW/CAXorder/default.aspx?lang=en&mlfb=3RK1395-6KS41-2AD0>

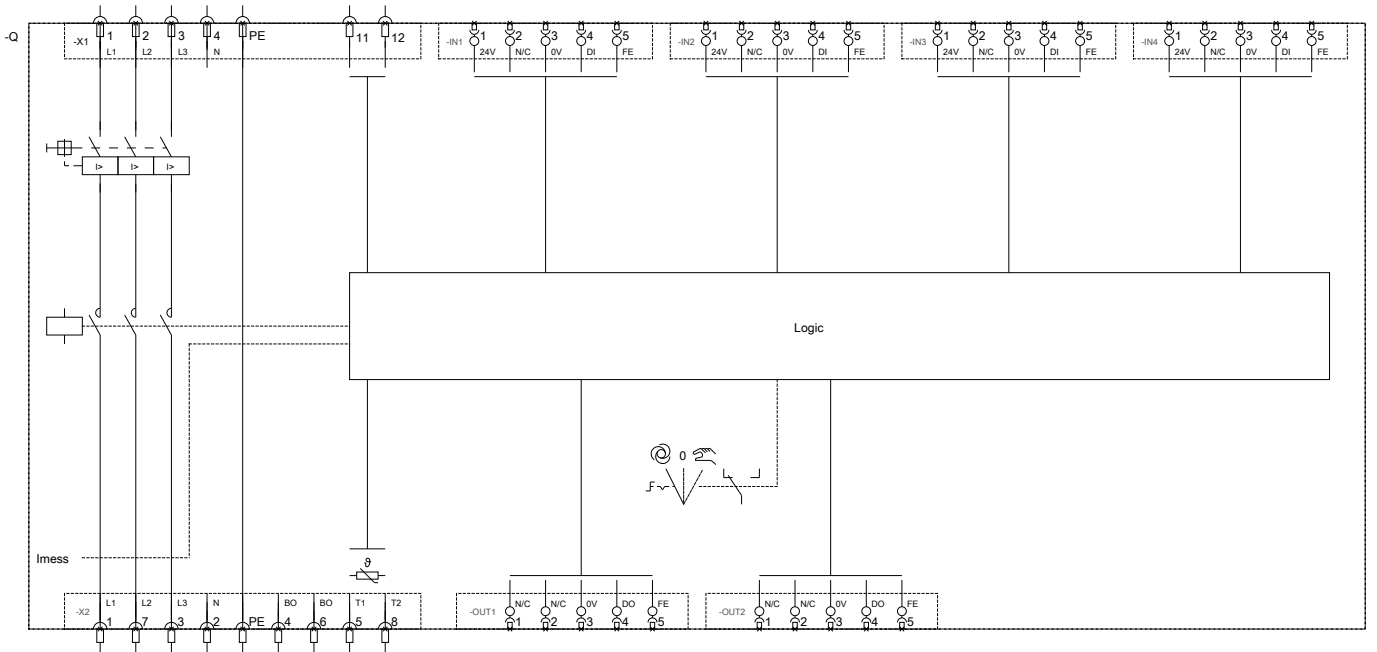
**Service&Support (Manuals, Certificates, Characteristics, FAQs,...)**

<https://support.industry.siemens.com/cs/ww/en/ps/3RK1395-6KS41-2AD0>

**Image database (product images, 2D dimension drawings, 3D models, device circuit diagrams, EPLAN macros, ...)**

[http://www.automation.siemens.com/bilddb/cax\\_de.aspx?mlfb=3RK1395-6KS41-2AD0&lang=en](http://www.automation.siemens.com/bilddb/cax_de.aspx?mlfb=3RK1395-6KS41-2AD0&lang=en)





last modified:

07/01/2017