

AS-INTERFACE SLIMLINE MOD. S45, !!! PHASE-OUT PRODUCT !!! DIGITAL, 4I/4OR, 2/3-WIRE, IP20 4 X 1 INPUT, 200MA, PNP, 4 X 1 OUTPUT, RELAY, SCREW-TYPE TERMINAL CONNECT., MODULE WIDTH 45 MM

General technical data:

Design of the product		SlimLine S22.5 - I/O modules for operation in the control cabinet
Design of the slave type		standard slave
Type		4 inputs / 4 outputs
I/O configuration		7
ID/ID2 code		0/F
Protocol is supported AS-interface protocol		Yes
AS interface total current input max	mA	270
operating voltage according to AS-Interface spezification	V	26.5 ... 31.6
Addressing		front addressing socket
Type of electrical connection of the inputs and outputs		screw-type terminals
Equipment marking acc. to DIN 40719 extended according to IEC 204-2 acc. to IEC 750		A
Equipment marking acc. to DIN EN 61346-2		K

Sensor supply:

Type of voltage supply for power supply		using AS-Interface
---	--	--------------------

Input voltage	V	20 ... 30
Property of the sensor supply Short-circuit and overload resistant		Yes
Ampacity of the sensor supply for all inputs <ul style="list-style-type: none"> • at ambient temperature 40 °C 	mA	200

Inputs:

Number of digital inputs		4
Type of connection		2- and 3-wire technology
Input circuit		PNP transistor
Type of voltage of the input voltages		DC
Inputs switching level High min	V	10
Input current at digital input <ul style="list-style-type: none"> • for signal <1> minimum • with signal <0> maximum 	mA mA	5 1.5
Inputs sensor supply using AS-Interface		short-circuit and overload resistant

Outputs:

Number of digital outputs		4
Outputs <ul style="list-style-type: none"> • current carrying capacity Ith 	A	5
Ampacity <ul style="list-style-type: none"> • of the output relay <ul style="list-style-type: none"> — at DC-13 <ul style="list-style-type: none"> — at 24 V — at 110 V — at 230 V — at AC-15 at 230 V at 50/60 Hz 	A A A A	1 0.2 0.1 3
Type of switching output		relay, changeover floating
Property of the output Short-circuit proof		No
output Polarity reversal protection		does not apply
Outputs <ul style="list-style-type: none"> • short-circuit protection • induction protection • watchdog 		external back-up fuse required: 6 A gL/gG does not apply built-in
Status display <ul style="list-style-type: none"> • display of I/Os • AS-Interface • FAULT 		yellow LED green LED red LED
Assignment of data bits <ul style="list-style-type: none"> • D0 • D1 • D2 • D3 		IN1/OUT1 IN2 /OUT2 IN3/OUT3 IN4/OUT4

Ambient conditions:







Ambient temperature		
• during operation	°C	-25 ... +70
• during storage	°C	-40 ... +85
Protection class IP		IP20






Mechanical data:

Width	mm	45
Height	mm	106
Depth	mm	86
Mounting type		35 mm standard rail mounting or wall mounting using push-in lugs
Conductor cross-section		
• solid		1 x (0.5 - 4) mm ² or 2 x (0.5 - 2.5) mm ²
• finely stranded		
— with end sleeve		1 x (0.5 - 2.5) mm ² or 2 x (0.5 - 1.5) mm ²
• AWG solid or stranded		AWG 2 x (20 - 14) mm ²

Certificates/ approvals:

AS-Interface certificate		yes (or requested for in case of new units)
Approvals		UL, CSA, shipbuilding (or requested for in case of new units)

General Product Approval	Declaration of Conformity	Shipping Approval
  		 

Shipping Approval	other
   	 Confirmation

other

[Environmental Confirmations](#)

 [Miscellaneous](#)

Further information

Information- and Downloadcenter (Catalogs, Brochures,...)

<http://www.siemens.com/industrial-controls/catalogs>

Industry Mall (Online ordering system)

<http://www.siemens.com/industrymall>

Cax online generator

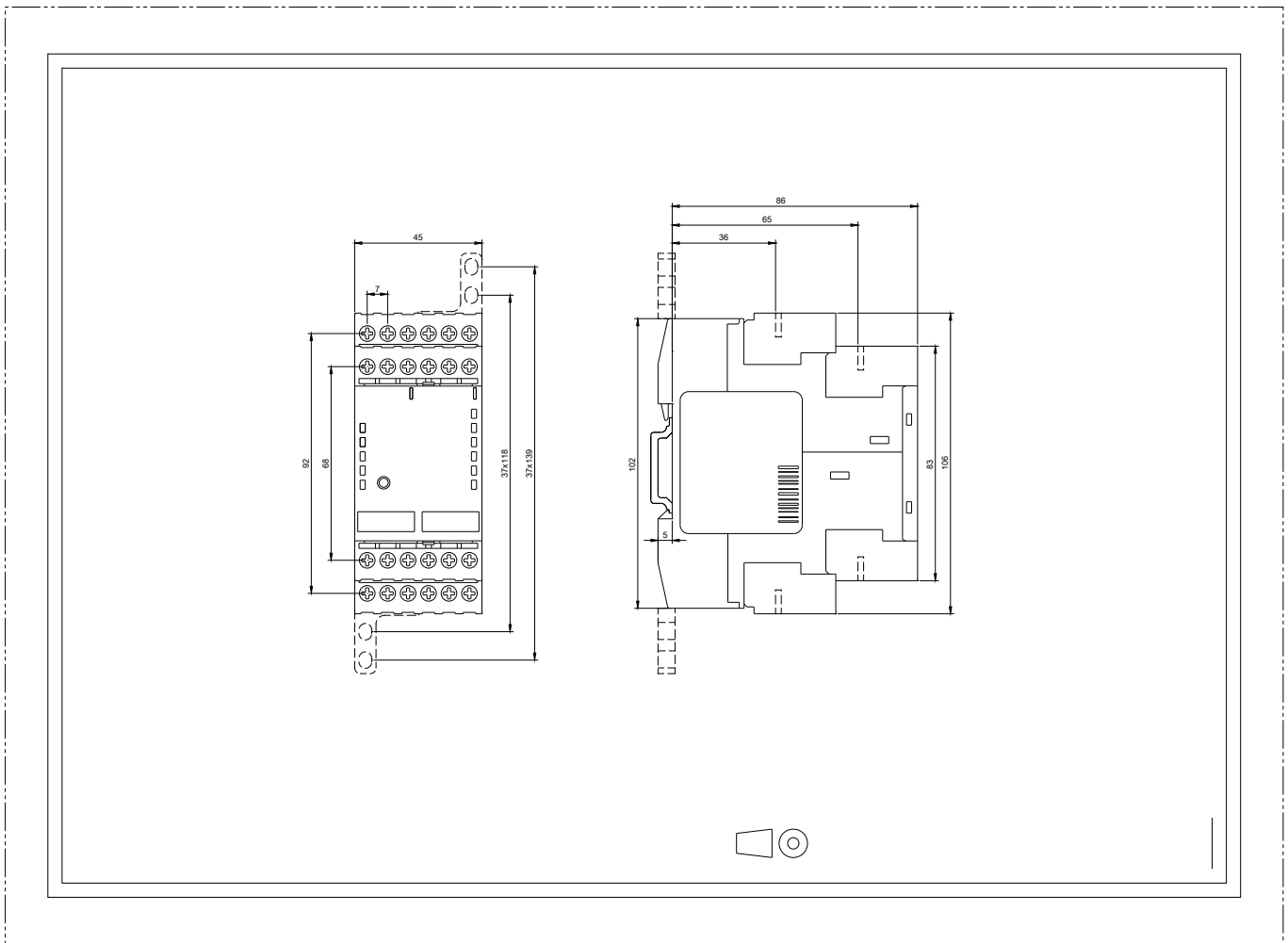
<http://support.automation.siemens.com/WW/CAXorder/default.aspx?lang=en&mfb=3RK1402-3CE00-0AA2>

Service&Support (Manuals, Certificates, Characteristics, FAQs,...)

<https://support.industry.siemens.com/cs/ww/en/ps/3RK1402-3CE00-0AA2>

Image database (product images, 2D dimension drawings, 3D models, device circuit diagrams, EPLAN macros, ...)

http://www.automation.siemens.com/bilddb/cax_de.aspx?mfb=3RK1402-3CE00-0AA2&lang=en



last modified:

07/29/2017